

SATA® dry jet 2™



German Engineering



Efficient air drying system

SATA dry jet 2 – Enhanced efficiency when drying waterborne paint

Globally, the use of waterborne paint is increasing. However, depending on climatic conditions, waterborne may take longer to flash off than solvent based materials. Slower drying can result in greater time in the spray booth and reduction in productivity. The new SATA dry jet 2 blower guns help reduce flash-off and cycle times significantly.

Operating mode

The SATA dry jet 2 utilizes the Venturi principle – in addition to the compressed air feeding the system, a multiple of ambient air is drawn in, turning, 8.2 to 9.35 CFM of compressed air into approximately 95 CFM that immediately serves to accelerate the drying process. The recommended inlet pressure is 29 to 35 psi. Essential for a reduced flash-off time is not only a large air volume, but also an even, preferably wide, air flow which is produced in the injector zone of the new round fan nozzle. (see illustration A, on right)

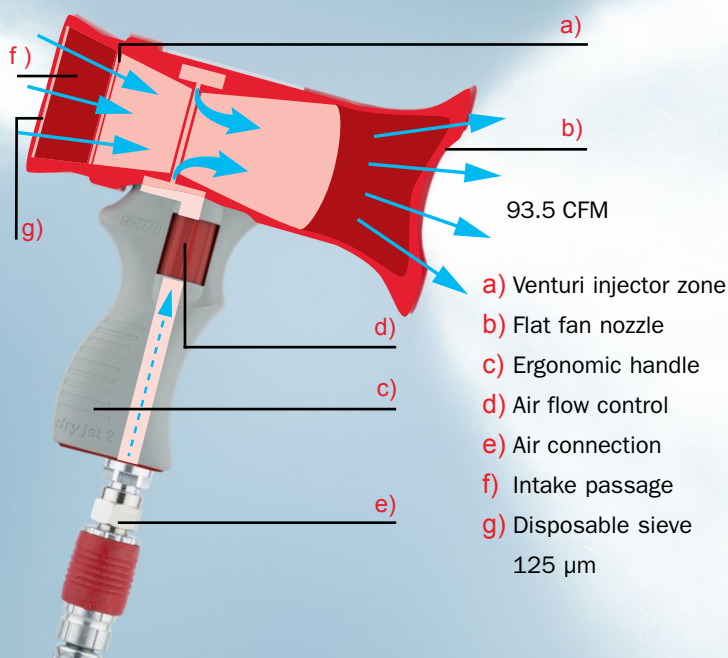
The SATA Dry Jet 2 is approximately 15% more efficient than competitor models available in the market.

Cost-effectiveness

The investment in the SATA dry jet 2 pays back within a short period of time, as it reduces drying times considerably. The Venturi principle keeps the air consumption low. With the use of SATA dry jet 2, expensive heating of the paint booth may no longer be necessary.

Fields of application

Smaller surfaces can be dried with the hand-held SATA dry jet 2 gun; for larger surfaces, we recommend the SATA dry jet 2 stands for 2 dry-blower guns.




SATA dry jet 2 – quick drying of waterborne paint

- Reduced flash-off time of waterborne paint
- Low investment cost
- Practical product versions
- Integrated air regulation
- Disposable sieve also used in the RPS disposable cup system
- Ergonomic handle
- Easy handling
- Long lifetime and low maintenance




Perfectly suitable for small repairs: Expensive heating of the paint booth may no longer be necessary.




Larger surface efficiency when using up to 2 dry-blowing guns on a stand.



A) Drying principle of SATA dry jet 2 compared to a conventional forced air paint drying system



SATA dry jet 2




Conventional air blower paint drying system

SATA dry jet 2 stand

For static use, a stand is available which allows up to two SATA dry jet 2 guns to be mounted and operated simultaneously (for details, see the reverse side). Each individual blow gun can be directed independently at the painted object. Once the air supply has been opened, the system requires no further actions, it can be left to dry the painted object.

Flexible positioning of the stand as well as the blow guns provides perfect conditions for targeted drying.





SATA dry jet 2
Forced air drying gun
 Order No. 217489



SATA dry jet 2 stand
 with two dry-blower guns,
 adjustable height: 30-190 cm (11.8"-74.8")
 width: 80 cm (31.5")
 Order No. 223008





SATA – leaders in the application of solvent and water-based paints

- **SATAjet X 5500:** Perfect for the application of both waterborne and solvent-based paint
- **SATA filter 484:** The triple-stage compressed air filter eliminates even the finest oil vapors – essential for the application of waterborne paint.
- **SATA dry jet 2:** Accelerated drying of surfaces painted with waterborne materials

For more information:

www.sata.com/satadryjet2



Accessories		Order. No.
Fine mesh sieve 125 µm, Pack of 10		222125
Extension for SATA dry jet 2 stand by one blow gun, includes gun enlargement by approximately 40 cm (15.75")		86140
Height extension for SATA dry jet 2 stand by approximately 120 cm (47.24")		84145
SATA dry jet 2 filter holder Fits SATA dry jet 2 and former dry jet		222232

Your SATA dealer



SATA USA Inc.

One Sata Drive · PO Box 46
 Spring Valley, MN 55975
 Phone: 800-533-8016
 E-mail: satajet@satausa.com
www.satausa.com